

PRE-ENTRY INFORMATION FORM




The drivers have to comply with all safety and security rules applying at the loading and unloading point:

1. **Equipment for personal protection**
 - a. When arriving at the loading point the drivers will carry the following safety equipment: safety glasses, safe shoes and safety helmet.
 - b. The drivers have to use this equipment each time they leave their truck within the site fence and when tendering for loading.
 - c. Safe shoes are sturdy, closed shoes with soles helping to prevent slipping. This means that open footwear such as sandals or clogs is not allowed.
 - d. Clothing will be according to decency standards : i.e. at least trousers + shirt - so not stripped to the waist, no bathing suits, etc....
 - e. With each manual action it is strongly recommended to use gloves.

2. **General safety and security rules**
 These rules have to be observed strictly. They comprise among other things, but are not limited to the following:
 - a. Smoking is not allowed.
 - b. Photographing and filming are prohibited.
 - c. No alcoholic drinks allowed within the site fence.
 - d. Only one person per vehicle - the driver - is allowed within the site fence. Other passengers or animals are not allowed. Subject to the permission in writing of dispatch at the loading point, to be shown at operators request, a person in training can accompany the driver.
 - e. The use of radios, mobile phone, televisions and videos is not allowed.
 - f. The driver has to follow the routes at the loading point and keep footpaths clear. All road signalization has to be respected.
 - g. The driver strictly has to comply with the indicated speed limits.
 - h. Within the site fence the driver is only admitted in the loading zone, the waiting-room and lavatory for drivers.
 - i. Before starting loading the driver has to switch off the motor and place wheel blocks. The driver is supposed to witness the loading and, if necessary, to assist to the loaders.
 - j. During the loading the driver can not leave the vehicle unattended. The motor can not be started before the loader has given permission to do so and before the wheel blocks are removed.
 - k. In case of alarm the driver will receive instructions from the personnel of the loading point. They comprise the immediate switch-off of the motor and leaving the loading zone. However, the driver has to make sure that the access and exit roads and gates are not obstructed by his vehicle.
 - l. At all times the driver has to adhere to the instructions of the personnel of the loading point.
 - m. Trucks/containers not satisfying all DE RIJKE NV specifications are refused.

I will wear a safety helmet, high visibility jacket and safety shoes when leaving the truck.

Signature

Order/shipment number (complete!)			
Destination			
Haulier			
Your name			
Nationality of the driver			
Tare weight			
Bulkcontent in cubic meter			
Maximum total weight			
Licence plate truck			
Licence plate trailer			
Number container/ silo			
Do you cross the EU border? If so, which one?			



Geboekt	Aankomst	Badgen.	Opmerkingen :